



MARATHON Electric Air Circulators Fans

MARATHON Electric Air circulator Fans are the ultimate choice and find acceptance in high temperature environments. The air stream sets in motion the surrounding air which becomes progressively greater in volume with the distance covered and having relatively high air velocities in the Axial direction. Air circulator fans reduce the intense heat on the shop floor of the factory.

MARATHON Electric Air circulator fans are ideal choice for factories, cinemas, auditorim, schools, open air theatres, exhibition halls, hotels and for all applications where large amount of air is needed with relatively quite operation.

Features

- Confirms to IS 2997-1964 standards.
- Uniquely designed impeller for maximum air thrust without distortion of blade profile.
- Facility to adjust angle of air stream.
- Low power consumption/Silent performance.
- Extension column with telescopic adjustment for heights between 1400mm to 1650mm and 1500mm to 1950mm
- Double shield bearings.
- Sizes : 610mm & 750mm diameter. 2 Blades & 4 Blades Pedestal/Bracket.


- Supply : 220 V/1 Ph/50 Hz & 400 V/3 Ph/50 Hz.
- 1 year guarantee.

Pedestal Type

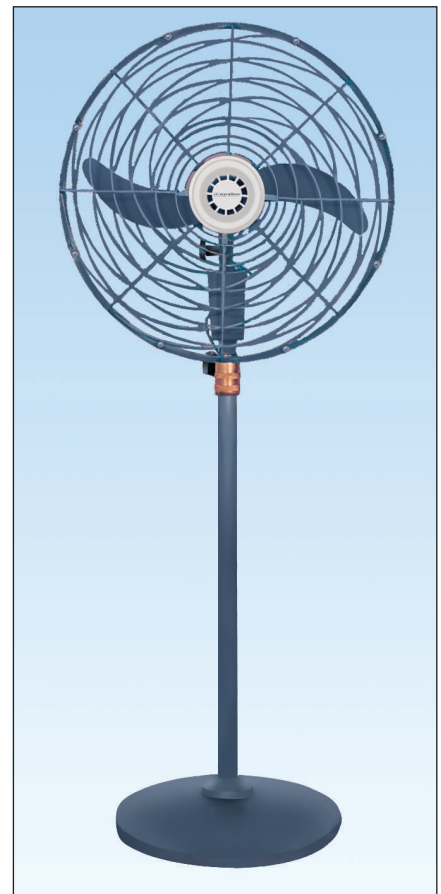
Pedestal type Air circulator Fans are designed to be placed on the floor. Cast aluminium alloy aerofoil section impeller and the totally enclosed squirrelcage Motor are mounted on a heavy base and steel supporting column. Wire guard is provided at both sides of the impeller for protection. The air stream may be adjusted in vertical and horizontal plane by providing head arrangement.

Bracket Type

The Bracket type Air circulator Fans are suitable for mounting on the wall or the column. A heavy steel tubler support is provided for mounting the fan. The air stream may be adjusted in horizontal and vertical plane by providing tilting head arrangement.



Wall Mounted Type



Pedestal Type

Wire guard is provided for both sides of the impeller for protection.

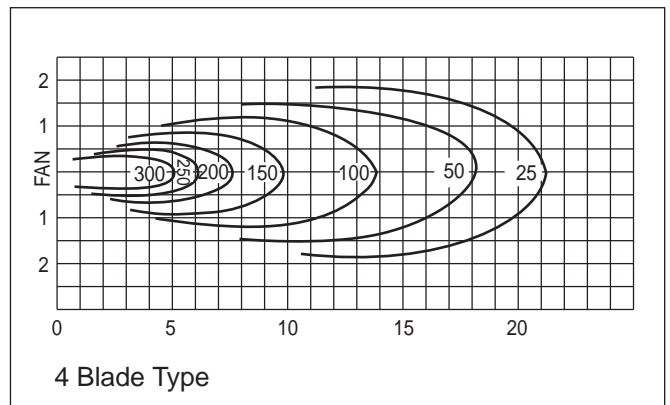
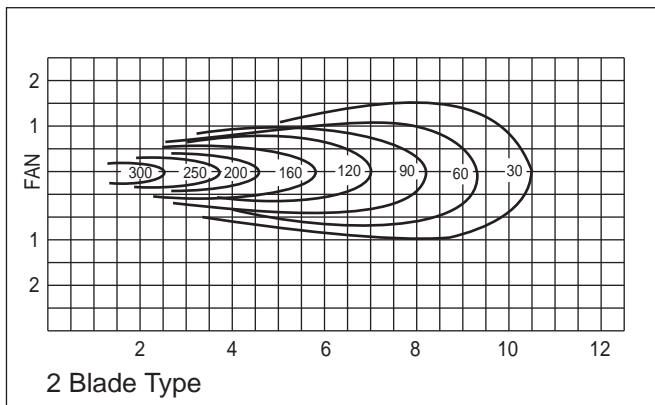
Motor

The motors are totally enclosed, squirrel cage induction type. The single phase motors being capacitor start and run type is supplied with inbuilt condensers. The motor windings are insulated and impregnated with materials selected for high resistance to heat and humidity.

Performance Data @ 50 Hz

Model	Sweep (mm)	Type of Mounting	Voltage (V)	Phase	Input Power (W)	Speed (rpm)	Air Delivery (m ³ /hr.)	Min peak Air Velocity (m/min)
BV2/24B/1	610	Bracket	220	1	110	1400	9500	265
BV2/24P/1	610	Pedestal	220	1	110	1400	9500	265
BV4/24B/1	610	Bracket	220	1	150	1400	13500	260
BV4/24P/1	610	Pedestal	220	1	150	1400	13500	260
BV4/24B/3	610	Bracket	400	3	150	1400	13500	260
BV4/24P/3	610	Pedestal	400	3	150	1400	13500	260
BV4/30B/3	750	Bracket	400	3	350	1400	16800	255
BV4/30B/1	750	Bracket	220	1	350	1400	16800	255
BV4/30P/3	750	Pedestal	400	3	350	1400	16800	255
BV4/30P/1	750	Pedestal	220	1	350	1400	16800	255

Polar Curves @ Air Throw @ Spread in Metres



marathon[™]
Motors



Paharpur Works
58, Taratala Road
Kolkata - 700024
Ph: 91 33 4403 0400
Fax: 91 33 2469 5369/8530

AEI Works
1, Taratala Road
Kolkata - 700024
Ph: 91 33 4403 0500
Fax: 91 33 2469 6988

www.marathonelectric.com

A Regal Brand



www.regalbeloit.com